

*No one does it
like you*

Canon

**LIKE YOUR
BUSINESS,
A PRINTER
DESIGNED TO
PUNCH WELL
ABOVE ITS
WEIGHT**



Introducing the TM-205

A printer that provides all the flexibility and functionality of more expensive printers. That includes incredible value added benefits like having a hard drive and the ability to print directly from USB.

For small businesses, it's reason to celebrate. Now there's no reason why a small business can't be as productive and as competitive as a larger one.

A FULL SUITE OF INKING FEATURES

Ink tanks of all colours are available to you in two sizes – 300mL and 130mL. You can choose the tank size that best suits your output or your printing environment. Furthermore, you have the option of controlling your ink costs more effectively by selecting a combination of different sizes. Starter ink tanks are provided in 130mL for MBK and 90mL for C, M, Y, and BK.

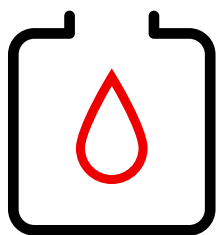
5-color LUCIA TD pigment ink

This offers high-quality, low-cost printing on plain paper for posters or drawings, and produces vibrant colours, even on inkjet plain paper. As it can provide MBK with a higher surface tension than earlier models, the print quality is denser, with better-defined edges. As a result, you can print high-precision drawings with fine lines and sharp text very economically. Furthermore, as pigments are kept closer to the surface through the process, the colours are simply more vibrant. Even on inexpensive inkjet plain paper the colours tend to stand out more. In fact, you may even be able to consider saving money through in-house printing on work you previously had to outsource.



Other benefits

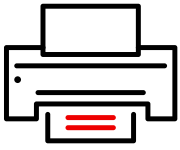
- Creating colour images that are sharper, clearer and more refined
- Discouraging feathering
- Producing dense, sharp blacks
- Exceptional water resistance, especially on Canon's water-resistant polypropylene materials, making your drawings easier to view and work with outdoors
- Better long-term storage



Sub-ink Tanks

These enable ink tank replacement during printing. Even if the ink tanks run out of ink, printers will keep some ink in reserve in sub-ink tanks, and will use this as needed to enable ink tank replacement during printing. Not only does this prevent downtime in continuous printing, it makes it easy to use up all the ink in the tanks, reducing your costs. A visual display on the operation panel indicates when the sub-ink tanks are full, half full, or empty.

IMPROVED PRODUCTIVITY



Faster printing

Continuous printing is now faster thanks to the improved printing sequence optimisation, and that means your business deadlines are now just that much more attainable.



Lower ink consumption

Ink consumption is just as low, and sometimes lower, than previous models, thanks to the excellent colour performance of LUCIA TD ink, as well as new optimised image processing parameters.



Flexible paper stacking options

In addition to a standard print basket, a flat stacker is available to you which you can set in any of three positions: **(1)** regular position, to hold a single sheet; **(2)** draped position, to hold 20 sheets; and **(3)** flat position, which also holds 20 sheets. Documents are stacked face down in the order of printing, eliminating the hassle of having to re-sort them and allowing printed documents to be easily removed in front of the printer.

MORE COMPACT

The TM-205 can be set up against a wall, or even next to desks, without a problem. A lower bottom surface and a sleeker profile mean you get to enjoy all the benefits of a great business printer without sacrificing space you don't have.

MORE ACCESSIBLE

As you can load paper, replace ink, and clear jams without needing to access the back of the printer, the TM-205 can be installed flush against walls. So, not only do you perform all your operations from the front, your printer also takes up less valuable office real estate. For any small business, that can be a real advantage.

MORE MANAGEABLE

With the TM-205 it's easier to load rolls. Simply slide them in along our new guide rails. Compared to previous models, the loading position is easier to reach from the front, and that means less bending forward or having to kneel into the basket. You'll also find the holder stoppers easier to attach or remove, and the new lever has been designed to ensure that you know when the stopper is locked or unlocked.

As your media source is determined automatically for you, there's no danger of incurring printing errors by selecting the wrong paper. You can also monitor how much paper is left on the rolls easily and effortlessly. This allows the printers to estimate the amount of printing left without printing barcodes, saving you money and the time normally required for barcode printing and scanning.

MORE SECURE

Security in the TM-205 has been greatly enhanced over earlier models. Information security for network printers with multiple users has been improved considerably with new measures to prevent intrusion or leaks of confidential data.



Secure disk erasure

The TM-205 allows you to erase confidential or sensitive data completely without it being recoverable. Rest assured, our method is so secure it even meets the standards of the US Department of Defence.



Authentication

IEEE 802.1x authentication prevents devices (other than predetermined ones) from connecting to a computer network, ensuring that you can block communication from devices other than those authenticated by your server. (Wired connections only.)



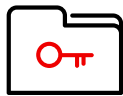
Stronger passwords

To provide you with stronger password security, the administrator password to log in to the Remote UI has been upgraded from 7 to 32 digits. The password for storage on the hard disk has also been changed from 4 to 7 digits.



Security restrictions

With the TM-205, you can restrict Ethernet and USB connections to your printer, as well as restrict printing from USB flash drives – just one more useful security option. In addition, any use of FTP and Telnet communication protocols can also be restricted.



Encryption

Using the IPSec protocols from the advanced Canon TM-series, the TM-205 also employs encryption to protect you from interception, tampering, or spoofing. Furthermore, because of its IPSec protocols, it can protect data sent over the internet regardless of the applications or network configurations used. You enjoy additional protection with SNMPv3 – a protocol that enables the online monitoring and control of any devices connected to a TCP/IP network. What's more, when you access a printer via a web browser, a server certificate is installed on the printer for safe, encrypted communication using SSL/TLS.




Hiding information from general users

The TM-205 also has a control and blocking operation panel. As an administrator, you can prevent users from viewing certain information, executing menu commands, or changing settings, as well as general use of the operation panels. This feature is particularly useful for businesses that may rent out printers, and works by setting up the Remote UI management utility to restrict rights of access.

QUIETER PRINTER

Office environments are noisy enough as it is, so you'll be glad to know that the TM-205 has been designed to operate as quietly as possible, reducing distractions in your work environment to a minimum. All the usual sources of printing noise have been carefully dampened to make your printing experience more pleasant.



A quieter platen suction fan

Platen fan noise has been greatly reduced by ensuring that the platen is held against the vacuum from inside the printer. In addition, a dampening structure has been built into the platen exhaust structure to keep unwanted sound to a minimum.

Reduced cutter noise

The rotary cutter is faster than in earlier models, which would cut by tearing paper laterally. As a result, not only does the TM-205 cut more precisely, it also cuts more quietly.

Improved media feeding

With the TM-205, the LF motor is slower, and the motor puller diameter has been enlarged to reduce vibration when feeding paper or other media. The result is less vibration, and less noise.



A HOST OF SUPPORTING SOFTWARE

TM-series software also supports in-house poster production, and there are plenty of management software options to help make your printing processes more efficient and convenient.

Integrated printer drivers

The printer drivers are integrated into a single package. So, when installing your printer(s), the complete printer driver package will be installed too, allowing you to add new models easily simply by using the 'Add Printer' option – a considerable time saver.

Auto selection of media type

The printer driver introduces functions for efficient high-volume output of drawings and other print jobs. You can simply configure media type settings on the printer's operation panel without having to specify the type of media in the printer driver. Furthermore, you won't need to complete print settings on each and every computer if your printer is shared over a network. Simply do it once, and get on with more important things.

Direct Print & Share

This software enables you to batch print multiple files of various types – PDF, JPEG, TIFF and HP-GL/2 – without having to start up the dedicated applications. In addition, the shortcut printing function can be used to perform printing according to pre-registered print settings. Saved files can be uploaded to cloud storage and shared among remote locations or across multiple sites. So, any way you look it, you'll be saving time and increasing your productivity to boot.

PosterArtist Lite

You can now easily create professional looking posters with a wide variety of templates, stock photos and clip art, right out of the box.

Version 2.4

This software allows for:

- Faster processing of multi-page PDFs
- Thumbnail previews of multiple print jobs
- Registering and applying print settings
- Automatically saving and applying job logs
- A better display of ink levels and cartridge maintenance
- Full-screen displays
- Inserting blank sheets between printing jobs

Free Layout plus

This software integrates two acclaimed programs that allow you to create posters, internal bulletins, and other larger-format documents.

Print Plug-In for Office enables easy large-format output of documents created in Microsoft Office.

Free Layout function allows you to arrange documents created in Microsoft Office programs, Adobe Illustrator, or other applications, including nesting, folded duplex, and other layouts.

Easy-PhotoPrint Editor

You can take full advantage of this invaluable feature to create posters, calendars and other documents simply and conveniently. This application can also be used with the PIXMA series and is available for both Windows and Mac users.

It is also available for both leading mobile operating systems (iOS and Android) when printing from mobile devices.

GREAT DIRECT PRINTING OPTIONS

With the TM-series, you have the convenience of printing from a computer, or without one, which means you have the solution at hand, whatever your business.



imageRUNNER ADVANCE Direct Enlargement Copy

This feature enables you to print scanned images directly.



Direct printing from USB flash drive

Simply insert your USB flash drive and begin printing directly. You can print images at actual size, or automatically resize them to match the roll width.



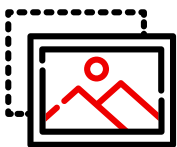
Accounting Manager

This allows you to manage your printing much more cost effectively. Accounting Manager collects printer job logs and calculates the printing costs for each print job for any given period. Among other uses, this feature makes it easy for resellers, dealers or other partners to check how customers are using their printers.



HP-GL/2 printing

The TM-series processes HP-GL/2 data up to twice as fast as previous models. Even data-heavy HP-GL/2 files such as electrical CAD drawings with intricate lines can be processed quickly.



Media Configuration Tool

MCT can be used to change the names and order of the media displayed in the operation panel and the printer driver to add custom paper information or add or change paper information to suit your printing objectives and applications.

MULTIFUNCTIONAL LARGE FORMAT PRINTERS WITH GLOBAL SCANNING'S T SERIES SCANNERS

SmartWorks MFP scanning software simplifies large format scanning with intuitive operations on the touchscreen display. Even if you're a novice user, you can now scan, copy, or edit large format images easily.

TM-205 T25 MFP

The TM-205 T25 MFP scanner incorporates the SingleSensor Technology Assembly, which helps provide consistent and better colour accuracy, offering you more detail in the shadows and highlights than a staggered CIS array scanner. You can look forward to:

- a scanning speed of up to 330.2mm per second (monochrome) and 76.2mm per second (colour)
- being able to scan documents up to 2.0mm thick
- the versatility of either face up, or front load/rear exit scanning
- a straight paper path
- the scanner and printer working independently and allowing you greater productivity

SmartWorks software

Enjoy an easy-to-use interface with customisable background and presets.

Scan-to-Multipage PDF as a standard feature and make the most of your ability to mark up documents directly on the monitor. In addition, you now have the benefit of a real-time preview on the large 15.6" touchscreen.

*All scanners are manufactured by Global Scanning (UK)

CONTACT

Canon Australia Pty Ltd

1800 444 199

canon.com.au

Canon New Zealand Pty Ltd

0800 222 666

canon.co.nz

*No one does it
like you*

Canon